

Raise3D Premium ASA Technical Data Sheet

Raise3D Premium ASA is an alternative to ABS with an improved weather resistance. Its UV resistance and excellent mechanical properties make it the perfect choice for real life application.

Physical Properties

Property	Testing Method	Typical Value
Density	ASTM D792 (ISO 1183, GB/T 1033)	1.1 (g/cm ³ at 21.5°C)
Glass transition temperature	DSC, 10 °C/min	97.8 (°C)
Vicat Softening temperature	ASTM D1525 (ISO 306 GB/T 1633)	105.3 (°C)
Melt index	220 °C, 10 kg	25 (g/10 min)

Note:

1. Tested with 3D printed specimen of 100% infill.

Mechanical Properties (Dry State)

Property	Testing Method	Typical Value
Young's modulus (X-Y)	ASTM D638 (ISO 527, GB/T 1040)	2379 ± 157 (MPa)
Young's modulus (Z)	ASTM D638 (ISO 527, GB/T 1040)	2062 ± 76 (MPa)
Tensile strength (X-Y)	ASTM D638 (ISO 527, GB/T 1040)	43.8 ± 0.8 (%)
Tensile strength (Z)	ASTM D638 (ISO 527, GB/T 1040)	32.0 ± 0.5 (%)
Elongation at break (X-Y)	ASTM D638 (ISO 527, GB/T 1040)	6.7 ± 0.6 (%)
Elongation at break (Z)	ASTM D638 (ISO 527, GB/T 1040)	2.7 ± 0.3 (%)
Bending modulus (X-Y)	ASTM D790 (ISO 178, GB/T 9341)	3206 ± 108 (MPa)
Bending strength (X-Y)	ASTM D790 (ISO 178, GB/T 9341)	73.4 ± 2.1 (kJ/m ²)
Charpy impact strength(X-Y)	ASTM D256 (ISO 179, GB/T 1043)	10.3 ± 0.4 (kJ/m ²)
Charpy impact strength(Z)	ASTM D256 (ISO 179, GB/T 1043)	6.7 ± 1.4 (kJ/m ²)

Note:

1. All testing specimens were printed under the following conditions:

nozzle temperature = 260 °C, printing speed = 50 mm/s, build plate temperature = 70 °C, infill = 100%

All specimens were annealed at 80°C for 30min and dried for 48h prior to testing.



Recommended printing conditions

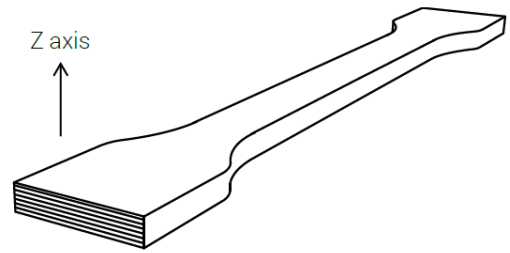

Parameter	Recommended Setting
Nozzle temperature	240 - 260 (°C)
Build Surface material	BuildTak®
Build surface treatment	Magigoo
Build plate temperature	75 - 95 (°C)
Cooling fan	Turned off
Printing speed	30 - 50 (mm/s)
Raft separation distance	0.15 - 0.20 (mm)
Retraction distance	1 - 3 (mm)
Retraction speed	20 - 40 (mm/s)
Recommended environmental temperature	50 - 70 (°C)
Threshold overhang angle	50 (°)

Note:

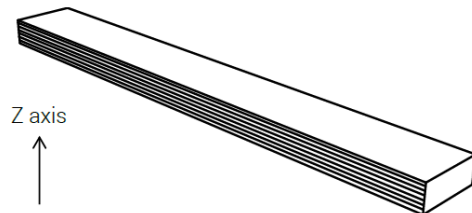

1. Based on 0.4 mm nozzle and ideaMaker. Printing conditions may vary with different nozzle diameters.



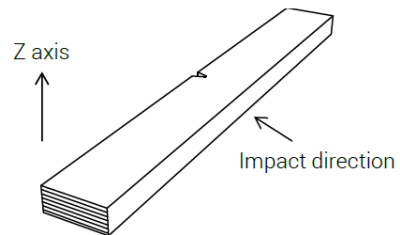
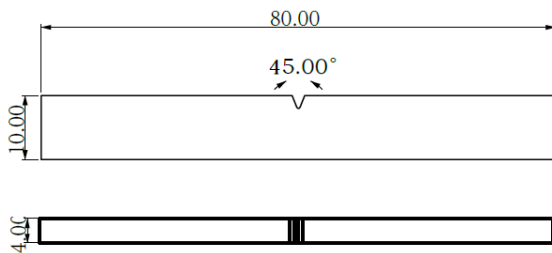
Testing Geometries



Tensile testing specimen; ASTM D638 (ISO 527, GB/T 1040)



Flexural testing specimen; ASTM D790 (ISO 178, GB/T 9341)



Impact testing specimen; ASTM D256 (ISO 179, GB/T 1043)

Disclaimer

The typical values presented in this data sheet are intended for reference and comparison purposes only. They should not be used for design specifications or quality control purposes. Actual values may vary significantly with printing conditions. End- use performance of printed parts depends not only on materials, but also on part design, environmental conditions, printing conditions, etc. Product specifications are subject to change without notice.

Each user is responsible for determining the safety, lawfulness, technical suitability, and disposal/recycling practices of Raise3D materials for the intended application. Raise3D makes no warranty of any kind, unless announced separately, to the fitness for any use or application. Raise3D



shall not be made liable for any damage, injury or loss induced from the use of Raise3D materials in any application.

